

Scaled data based on original data using
LM-79-08 Approved Method: Electrical and Photometric Measurements of Solid-
State Lighting Products

Test Report Prepared for
Cooper Lighting Solutions
(formerly Eaton)

Brand: McGRAW-EDISON

Report Number: P386735

Luminaire Tested: **GWC-SA2B-830-U-T3**

Issue Date: 3/3/2020

Test Information

Test Method: LM-79-08
Report Number: P386735
TEST IS SCALED FROM IESNA LM-79-08 TEST DATA (G2-1903-205-14)
Test Lab: INNOVATION CENTER
Issue Date: 3/3/2020
Manufacturer: COOPER LIGHTING SOLUTIONS (FORMERLY EATON)
Product Line: MCGRAW-EDISON
Catalog Number: GWC-SA2B-830-U-T3
Description: GALLEON WALL LUMINAIRE
(2) 80 CRI, 3000K, 800mA LIGHTSQUARES WITH 16 LEDS EACH AND TYPE III OPTICS
Light Source: -
Ballast/Driver: ELECTRONIC DRIVER

Summary

Lumens per Lamp: N/A
Luminaire Lumens: 9479 lumens
Efficiency: N/A
Efficacy: 111.5 lumens/watt
Luminous Opening: Rectangular (W 1' x L: 0.5' x H: 0')
IES Classification: Type III - Short
BUG Rating: B2 - U0 - G2

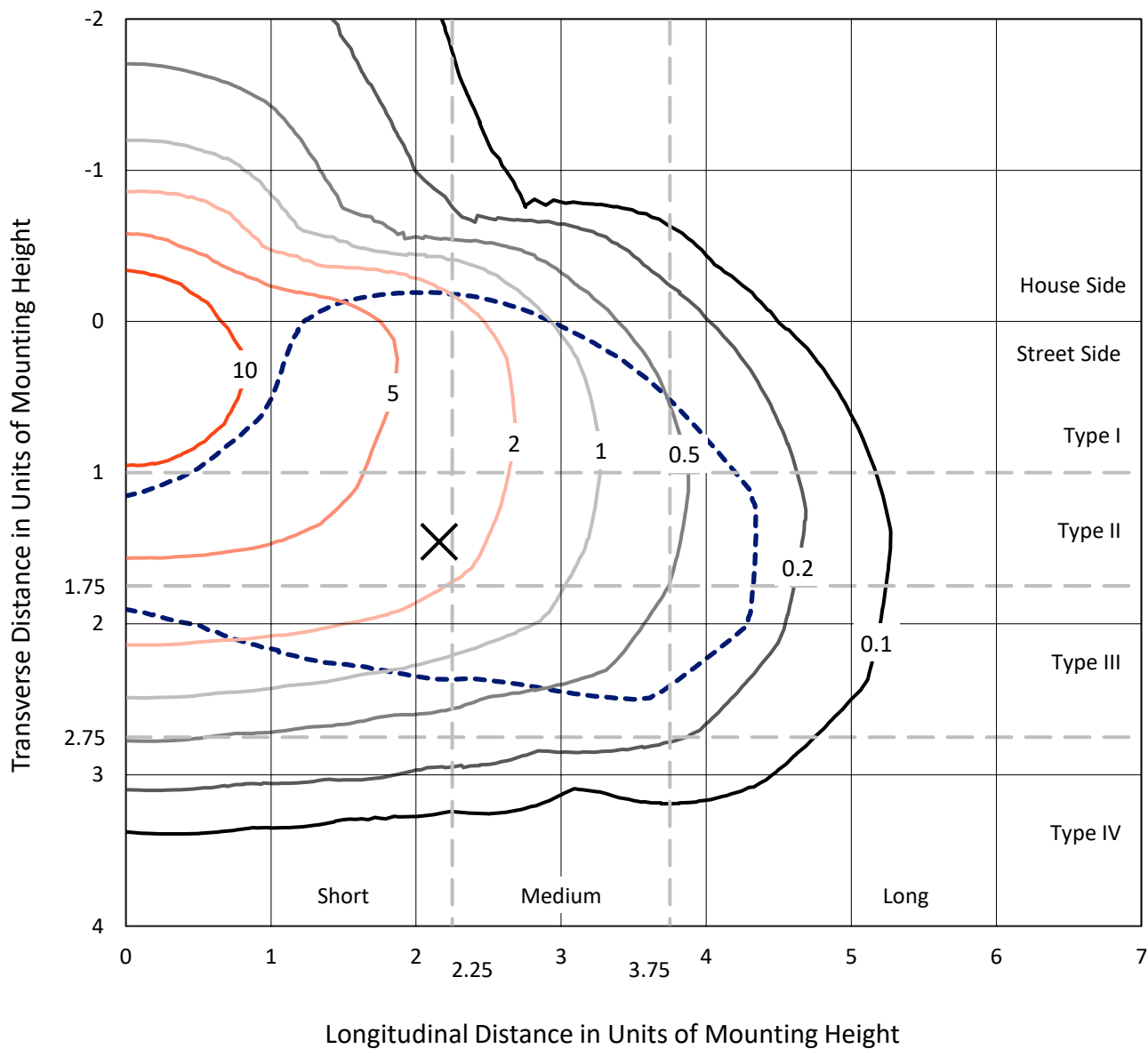
Input Watts (W): 85
Input Voltage (V): NR
Input Current (Ain): NR
Voltage Rise (V): NR
Power Factor: NR
Total Harmonic Distortion (THDi): NR
Frequency (hertz): 60
Stabilization Time: NR
Operation Time: NR
Ambient Temperature (°C): NR
Test Distance: 24 FT



REPORT NUMBER: P386735
 CATALOG NUMBER: GWC-SA2B-830-U-T3

Iso-Footcandle Lines of Horizontal Illumination

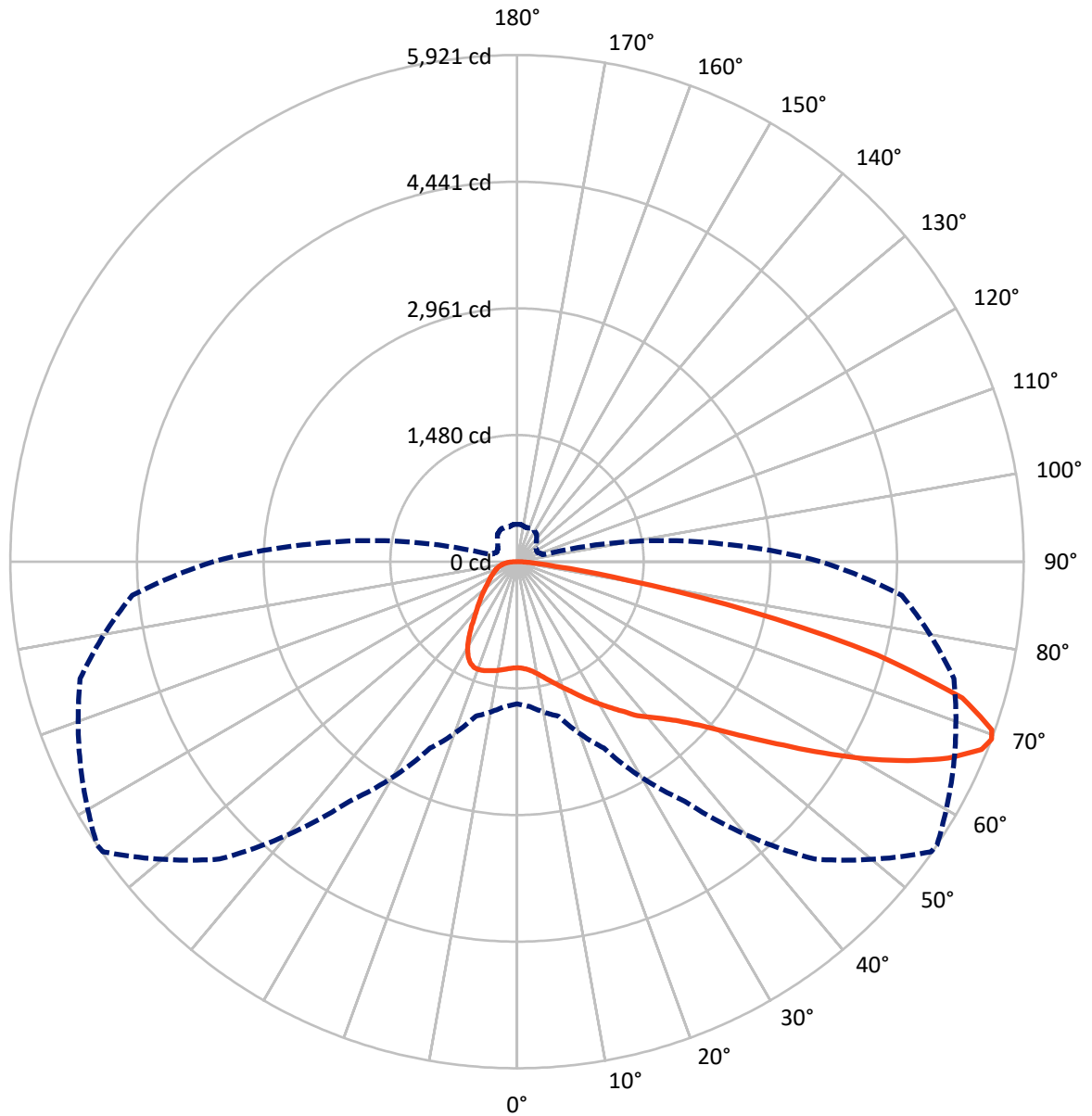
✕ Max cd
 - - - 1/2 Max cd



Based on 10 foot mounting height. Maximum calculated value = 13.5 fc
 Type III - Short - N/A

REPORT NUMBER: P386735
CATALOG NUMBER: GWC-SA2B-830-U-T3

Luminous Intensity Polar Plot



— Vertical Plane Through 56-Deg Lateral - - - Horizontal Cone Through 69-Deg Vertical

REPORT NUMBER: P386735

CATALOG NUMBER: GWC-SA2B-830-U-T3

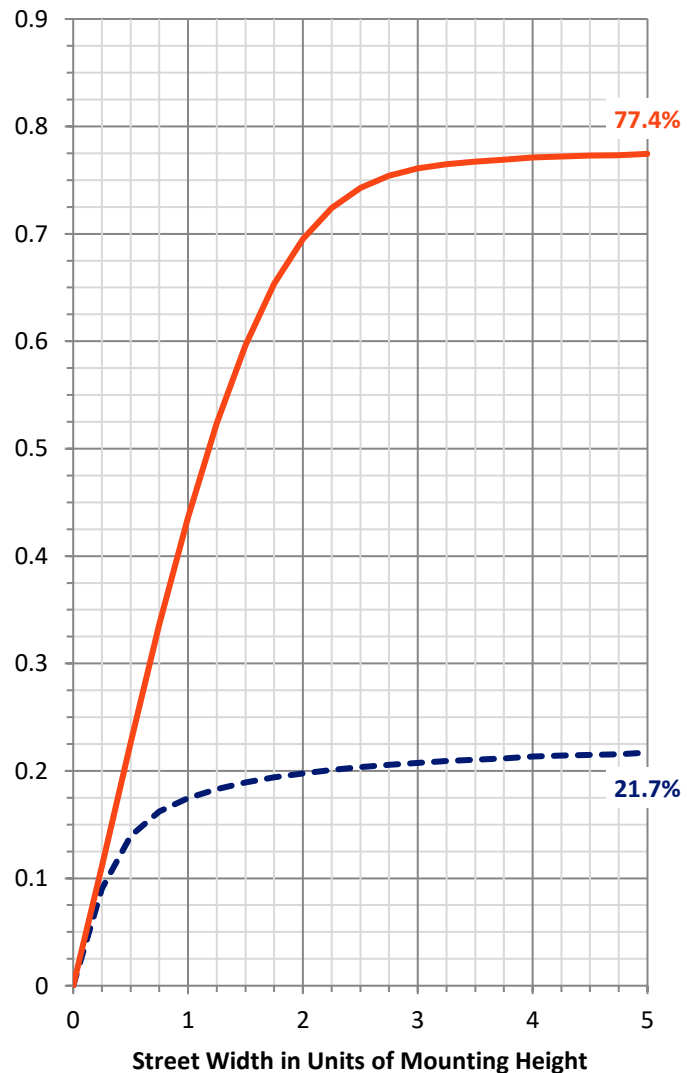
FLUX DISTRIBUTION:

		Downward	Upward	Total
House Side	Lumens	2111.0	0.0	2111.0
	% Fixture	22.3	0.0	22.3
Street Side	Lumens	7368.0	0.0	7368.0
	% Fixture	77.7	0.0	77.7
Total	Lumens	9479.0	0.0	9479.0
	% Fixture	100.0	0.0	100.0

Coefficient of Utilization

ZONAL LUMENS:

Zone	Lumens	% Fixture
0°-10°	121.7	1.3
10°-20°	391.4	4.1
20°-30°	683.2	7.2
30°-40°	981.4	10.4
40°-50°	1358.2	14.3
50°-60°	1989.9	21.0
60°-70°	2426.1	25.6
70°-80°	1341.3	14.2
80°-90°	185.8	2.0
90°-100°	0.0	0.0
100°-110°	0.0	0.0
110°-120°	0.0	0.0
120°-130°	0.0	0.0
130°-140°	0.0	0.0
140°-150°	0.0	0.0
150°-160°	0.0	0.0
160°-170°	0.0	0.0
170°-180°	0.0	0.0
0°-90°	9479.0	100.0
0°-180°	9479.0	100.0



REPORT NUMBER: P386735

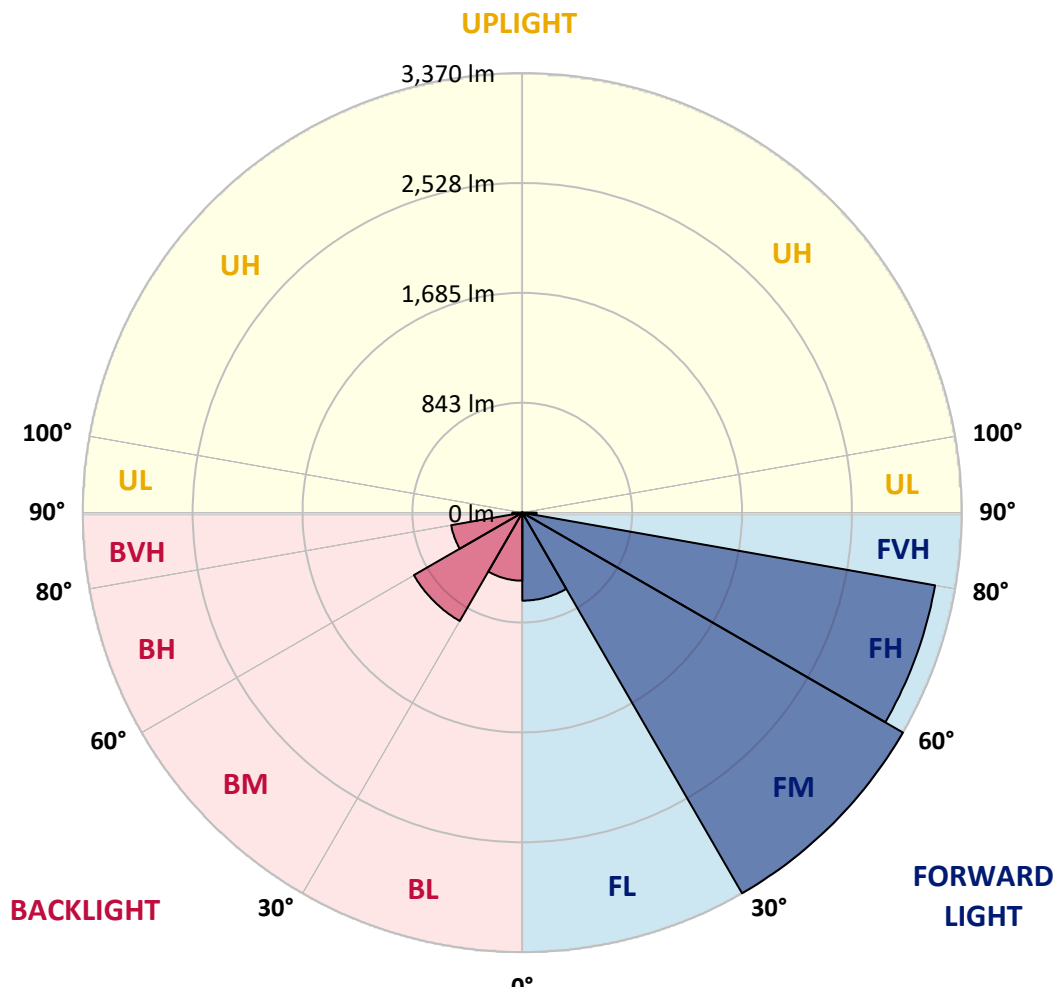
CATALOG NUMBER: GWC-SA2B-830-U-T3

LUMINAIRE CLASSIFICATION SYSTEM LUMEN TABLE AND BUG RATING:

Zone	Lumens	% Fixture	Zone Rating/Lumen Limit		
			B	U	G
FL (0°-30°)	674.6	7.1			
FM (30°-60°)	3370.1	35.6			
FH (60°-80°)	3213.9	33.9			G2/5000
FVH (80°-90°)	109.4	1.2			G2/225
BL (0°-30°)	521.7	5.5	B2/1000		
BM (30°-60°)	959.4	10.1	B1/1000		
BH (60°-80°)	553.6	5.8	B2/1000		G2/1000
BVH (80°-90°)	76.3	0.8			G1/100
UL (90°-100°)	0.0	0.0		U0/0	
UH (100°-180°)	0.0	0.0		U0/0	

BUG Rating: B2-U0-G2

Type III Short





REPORT NUMBER: P386735
 CATALOG NUMBER: GWC-SA2B-830-U-T3

CANDELA DISTRIBUTION (FULL):

	0°	5°	15°	25°	35°	45°	55°	56°	65°	75°	85°
0°	1239.2	1239.2	1239.2	1239.2	1239.2	1239.2	1239.2	1239.2	1239.2	1239.2	1239.2
2.5°	1247.1	1248.4	1247.4	1250.0	1247.1	1249.0	1247.4	1247.4	1246.4	1243.5	1240.2
5°	1266.7	1269.3	1267.6	1270.3	1266.7	1267.3	1264.4	1264.4	1261.4	1255.2	1248.7
7.5°	1297.4	1300.3	1299.0	1301.6	1296.7	1296.7	1292.8	1292.5	1286.6	1276.5	1269.0
10°	1333.9	1337.9	1336.5	1340.5	1336.5	1337.9	1333.9	1333.9	1326.1	1311.7	1302.3
12.5°	1387.2	1392.1	1388.5	1388.1	1386.5	1389.1	1385.9	1385.2	1378.0	1358.4	1345.4
15°	1458.3	1463.6	1456.1	1455.4	1446.3	1445.3	1445.3	1444.3	1439.7	1416.2	1394.7
17.5°	1540.3	1541.9	1535.4	1525.0	1513.2	1505.7	1504.7	1507.3	1507.3	1479.9	1445.6
20°	1620.6	1623.6	1618.4	1606.6	1591.6	1580.5	1572.6	1577.9	1577.5	1544.9	1496.2
22.5°	1708.2	1715.0	1707.2	1692.2	1674.5	1662.1	1648.4	1653.0	1653.3	1613.1	1545.9
25°	1821.5	1815.3	1810.4	1789.1	1764.0	1751.3	1738.5	1743.1	1741.8	1686.6	1597.1
27.5°	1921.7	1923.0	1916.5	1894.0	1864.9	1836.8	1836.2	1839.1	1834.2	1763.0	1645.5
30°	2038.3	2038.9	2029.8	2009.6	1977.9	1941.6	1933.1	1938.0	1927.6	1835.5	1696.4
32.5°	2154.2	2157.5	2147.4	2122.9	2097.4	2053.3	2036.3	2039.6	2013.5	1909.6	1749.0
35°	2255.8	2260.3	2257.1	2240.7	2213.0	2175.1	2154.9	2152.9	2120.6	2000.4	1818.5
37.5°	2359.3	2363.5	2359.9	2346.2	2335.1	2295.0	2284.2	2284.2	2228.0	2093.2	1907.0
40°	2465.7	2472.3	2468.0	2449.1	2439.6	2421.3	2395.5	2389.3	2328.6	2204.5	2051.4
42.5°	2564.7	2573.2	2590.2	2579.0	2559.8	2562.4	2510.5	2507.2	2462.8	2369.1	2232.6
45°	2705.1	2717.5	2746.2	2737.7	2733.8	2719.5	2657.7	2654.8	2637.8	2590.5	2457.6
47.5°	2858.2	2875.2	2927.1	2928.8	2970.9	2943.8	2859.9	2849.8	2853.7	2855.6	2732.2
50°	2999.3	3017.9	3103.2	3143.3	3242.6	3248.5	3114.3	3105.1	3120.5	3165.5	3052.2
52.5°	3112.0	3135.5	3241.9	3366.0	3536.2	3584.5	3427.4	3420.6	3432.0	3509.7	3414.0
55°	3194.6	3220.1	3336.0	3561.9	3833.6	3918.9	3787.9	3781.4	3788.6	3887.5	3807.5
57.5°	3213.9	3220.1	3388.2	3693.9	4084.7	4289.5	4229.1	4216.0	4180.7	4267.0	4241.8
60°	3123.4	3148.2	3345.1	3740.2	4279.0	4654.9	4690.2	4673.8	4574.9	4645.4	4625.2
62.5°	2939.9	2984.3	3184.1	3669.7	4355.1	4953.4	5142.4	5122.8	4952.4	4998.1	4900.8
65°	2640.1	2659.1	2869.0	3426.4	4258.5	5144.4	5545.7	5535.9	5321.4	5249.9	4951.7
67.5°	2103.9	2139.5	2317.8	2918.0	3863.0	5121.9	5857.6	5856.6	5562.4	5343.2	4771.1
69°	1662.1	1699.0	1868.8	2403.7	3418.3	4915.8	5909.8	5921.2	5630.3	5286.4	4513.2
70°	1325.1	1367.9	1484.5	2024.6	3023.5	4644.1	5866.4	5886.9	5617.2	5192.7	4275.1
72.5°	563.9	598.6	681.5	1043.6	1842.7	3467.9	5363.8	5441.5	5314.5	4752.5	3533.2
75°	246.2	257.0	294.5	425.5	818.0	1887.4	4202.0	4345.7	4544.2	4017.2	2631.9
77.5°	180.3	184.8	205.4	249.8	367.0	712.8	2702.2	2785.8	3277.2	2923.2	1614.4
80°	139.4	142.7	158.7	183.5	239.7	288.3	1232.4	1304.2	1842.7	1501.5	672.4
82.5°	111.0	113.3	124.4	135.2	165.6	174.7	409.2	453.9	680.2	414.7	178.0
85°	103.2	105.8	109.7	98.6	106.1	102.5	177.0	185.2	205.4	162.9	74.5
87.5°	46.7	55.2	108.7	76.7	56.5	45.1	72.5	75.8	85.2	85.6	33.0
90°	0.0	0.0	0.0	0.0	0.0	0.0	0.0	0.0	0.0	0.0	0.0



REPORT NUMBER: P386735

CATALOG NUMBER: GWC-SA2B-830-U-T3

CANDELA DISTRIBUTION (continued):

	90°	95°	105°	115°	125°	135°	145°	155°	165°	175°	180°
0°	1239.2	1239.2	1239.2	1239.2	1239.2	1239.2	1239.2	1239.2	1239.2	1239.2	1239.2
2.5°	1242.2	1241.2	1242.8	1238.9	1243.8	1243.5	1241.8	1242.5	1245.8	1245.4	1245.8
5°	1249.7	1249.0	1251.0	1248.1	1253.9	1255.9	1256.2	1259.2	1262.7	1263.7	1263.7
7.5°	1268.6	1268.6	1269.6	1265.7	1269.6	1269.3	1267.6	1270.6	1274.2	1274.5	1274.2
10°	1301.3	1301.6	1300.0	1289.9	1286.6	1277.8	1269.6	1269.9	1274.5	1278.1	1279.1
12.5°	1342.4	1341.1	1333.9	1315.3	1301.6	1283.6	1275.2	1274.8	1279.4	1282.3	1283.3
15°	1389.4	1385.9	1367.2	1336.9	1312.7	1295.1	1281.4	1278.1	1275.5	1272.2	1272.5
17.5°	1433.9	1425.7	1394.7	1352.5	1327.1	1303.6	1277.1	1255.9	1241.2	1232.7	1230.1
20°	1478.9	1462.9	1418.2	1367.2	1334.9	1292.1	1241.2	1198.1	1171.3	1158.9	1156.6
22.5°	1520.1	1494.3	1440.1	1382.6	1328.7	1253.6	1173.6	1110.9	1073.7	1057.0	1058.3
25°	1560.2	1524.3	1462.9	1393.4	1297.4	1185.7	1079.6	1002.5	959.4	940.8	940.1
27.5°	1595.5	1554.7	1487.7	1384.5	1238.9	1089.0	968.2	893.1	857.2	841.2	838.6
30°	1636.0	1592.9	1520.7	1350.9	1153.4	977.3	859.5	806.6	781.1	765.1	762.2
32.5°	1685.3	1644.8	1547.8	1289.9	1044.0	860.8	774.6	737.7	714.5	696.5	693.3
35°	1757.1	1713.4	1554.7	1202.3	923.8	768.7	712.2	674.3	643.0	619.8	617.5
37.5°	1847.3	1799.3	1539.0	1089.0	807.2	708.9	660.3	613.6	572.8	540.1	534.9
40°	1977.2	1904.7	1495.6	958.4	721.3	662.9	609.7	556.4	505.8	467.6	460.1
42.5°	2133.3	2028.5	1429.0	828.4	658.3	616.2	559.4	493.4	445.1	418.0	414.1
45°	2331.9	2157.2	1336.5	714.8	596.3	569.5	505.2	444.4	414.4	394.5	391.2
47.5°	2558.5	2301.5	1239.6	622.4	543.7	525.7	461.7	422.5	398.7	383.0	380.1
50°	2837.0	2464.4	1136.7	546.6	490.8	473.2	441.2	410.5	391.5	379.4	376.5
52.5°	3151.2	2648.3	1062.6	486.9	447.0	434.3	430.4	403.9	388.6	379.4	376.5
55°	3489.5	2835.4	982.6	436.6	409.2	412.8	423.2	404.6	394.1	383.0	378.8
57.5°	3828.1	3028.7	893.4	394.1	379.1	396.8	418.3	405.9	397.1	386.3	382.4
60°	4095.8	3151.2	755.3	358.5	355.3	379.1	406.5	396.1	384.7	385.0	384.3
62.5°	4220.9	3144.6	602.8	326.9	331.4	355.3	387.6	380.8	371.3	384.0	385.0
65°	4150.7	2987.9	469.2	298.1	306.0	330.5	368.0	373.2	376.5	401.0	404.3
67.5°	3856.2	2682.9	363.4	273.0	282.8	313.5	370.0	406.5	410.8	436.6	436.3
69°	3551.5	2396.8	315.8	259.9	271.4	317.7	395.4	427.8	411.8	439.2	435.3
70°	3296.1	2170.5	290.3	251.1	266.1	325.2	412.4	427.4	406.9	430.4	423.9
72.5°	2538.6	1561.5	246.2	234.8	248.5	311.2	417.3	418.0	395.4	400.0	388.9
75°	1741.1	986.8	214.9	212.6	221.7	280.5	401.6	399.4	365.7	359.2	350.1
77.5°	960.0	501.2	182.5	191.4	197.6	248.5	365.1	361.8	334.1	320.3	317.1
80°	370.3	219.4	154.1	170.1	174.0	215.2	320.0	317.1	293.9	276.3	271.4
82.5°	139.8	114.9	127.4	147.3	146.0	177.6	271.0	269.4	246.9	221.1	213.2
85°	64.7	68.9	100.9	121.5	112.0	131.6	216.8	219.8	192.3	161.6	161.6
87.5°	27.4	38.5	71.5	91.8	75.4	88.8	159.0	151.8	139.4	96.7	90.8
90°	0.0	0.0	0.0	0.0	0.0	0.0	0.0	0.0	0.0	0.0	0.0

Signify Classified - Internal
Cooper Lighting Solutions Photometric Lab
1121 Highway 74 South
Peachtree City, GA 30269

Scaled Data Report



Report Generated By 670245982

Signify Classified - Internal
Cooper Lighting Solutions Photometric Lab
1121 Highway 74 South
Peachtree City, GA 30269

Scaled Data Report



Signify Classified - Internal
Cooper Lighting Solutions Photometric Lab
1121 Highway 74 South
Peachtree City, GA 30269

Scaled Data Report



Signify Classified - Internal
Cooper Lighting Solutions Photometric Lab
1121 Highway 74 South
Peachtree City, GA 30269

Scaled Data Report



Signify Classified - Internal
Cooper Lighting Solutions Photometric Lab
1121 Highway 74 South
Peachtree City, GA 30269

Scaled Data Report



--- HS — SS

Signify Classified - Internal
Cooper Lighting Solutions Photometric Lab
1121 Highway 74 South
Peachtree City, GA 30269

Scaled Data Report



u

Signify Classified - Internal
Cooper Lighting Solutions Photometric Lab
1121 Highway 74 South
Peachtree City, GA 30269

Scaled Data Report



Signify Classified - Internal
Cooper Lighting Solutions Photometric Lab
1121 Highway 74 South
Peachtree City, GA 30269

Scaled Data Report



(END OF REPORT)